



RWI Phonics Parent Meeting





Children who read at home do well at school

- Read fluently
- Write confidently
- Speak articulately





Why Phonics?

A complete literacy programme - systematic and structured.

Meets the demands of the new national curriculum, giving your children the best chance of success in the national tests.

One-to-one tutoring - no child is left behind.

Storybooks align with the sounds learnt in class.

Watch our [short promotional film.](#)

Who is Phonics for?

Reception/P1	Year 1/P2	Year 2/P3	Year 3/P4	Year 4/P5	Year 5/P6	Year 6/P7
Phonics A rigorous approach to teaching early reading and writing from Nursery to Year 1					Fresh Start Rescue older struggling readers in Years 5–8	
		Literacy and Language All your literacy and language teaching after Phonics in years 2 to 6				
		Spelling Spelling success in just 15 minutes a day in years 2 to 6				



A bit of technical knowledge...

Phonics = the sounds in our language.

Watch our [sound pronunciation guide](#).

Now it is your turn to practise...



Simple Speed Sounds chart

Consonants: stretchy

f	l	m	n	r	s	v	z	sh	th	ng
										nk

Consonants: bouncy

b	c	d	g	h	j	p	qu	t	w	x	y	ch
	k											

Vowels: bouncy

Vowels: stretchy

a	e	i	o	u	ay	ee	igh	ow
---	---	---	---	---	----	----	-----	----

Vowels: stretchy

oo	oo	ar	or	air	ir	ou	oy
----	----	----	----	-----	----	----	----

The English language is a complex code...

It would be easy if we only had to learn Set 1 and Set 2 sounds.

ay	igh
play eight cake straight	right spie kite fly

Set 3 sounds



Complex Speed Sounds chart

Consonants: stretchy

f	l	m	n	r	s	v	z	sh	th	ng
ff	ll	mm	nn	rr	ss	ve	zz	ti		nk
ph	le	mb	kn	wr	se		s	ci		
					c					
					ce					

Consonants: bouncy

b	c	d	g	h	j	p	qu	t	w	x	y	ch
bb	k	dd	gg		g	pp		tt	wh			tch
	ck				ge							
	ch											

Vowels

a	e	i	o	u	ay	ee	igh	ow
	ea				ā-e	y	i-e	o-e
					ai	ea	ie	oa
						e	i	o

oo	oo	ar	or	air	ir	ou	oy	ire	ear	ure
ū-e			oor	are	ur	ow	oi			
ue			ore		er					
ew			aw							
			au							

How do phonics help us read?

Say “hello” to Fred.

Fred can *only* talk in sounds...

He says “c_a_t.” Not **cat**.

We call this *Fred Talk*.

Watch [Ruth Miskin explains Fred Talk.](#)





Who supports our school?

Ruth Miskin Training
provide whole-school training
in the **Phonics** programme.




The trainer continues to support us
on in-school Development Days.



Oxford University Press publish the resources



Fresh Start Modules: reading and writing.



How to help your child at home...





You can read stories with your child. Relentlessly.

Read favourite stories **over and over** again

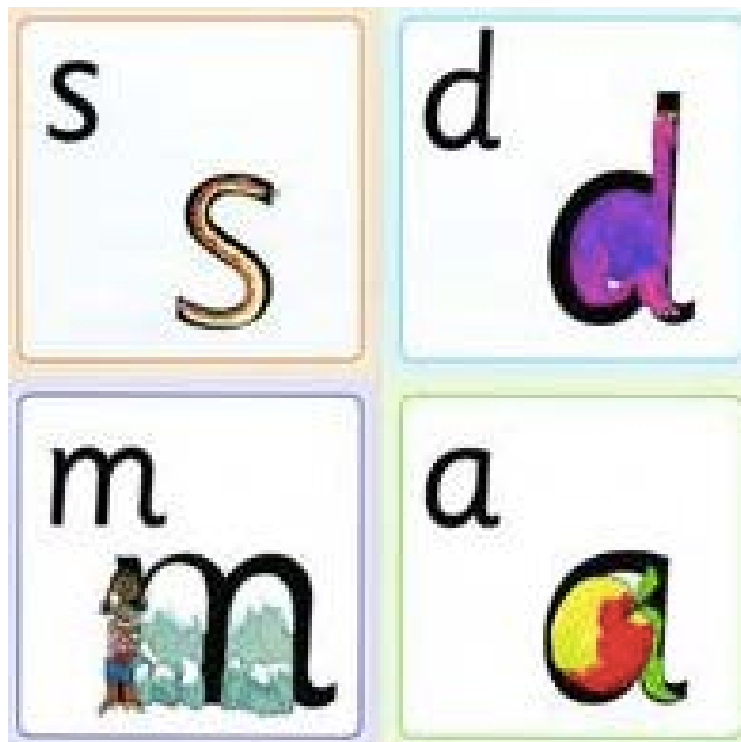
Read some stories at a **higher level than they can read themselves.**

Listen to them reading their **take home Phonics storybooks.**

Watch our [storytime at home](#) video.

You can practise pronouncing sounds.

Remember no 'fuh' and 'luh'!





You can have fun with Fred Talk.

“What a tidy r-oo-m!”

“Where’s your c-oa-t?”

“Time for b-e-d!”






You can watch video tutorials.

For how to do all these things and more
www.ruthmiskintraining.com/parents

You can also...



Ruth Miskin Training parents' page – trainer top tips and book recommendations.



Sign up to the Ruth Miskin Training newsletter on the website homepage.

Attend the training for yourself at central locations across the UK.

www.ruthmiskintraining.com

You may be interested in Grammar training for adults and Handwriting.



You can order the resources online.

<https://global.oup.com/education/content/primary/series/rwi/parents/>

